


Steps For Creating an Evolve Account

- Navigate to evolve.elsevier.com/exam
OR
- After browsing to <https://hesiinet.elsevier.com>, click 'Take My Exam'.



- Select the link "I do not have an Evolve Username".

If you have an Evolve account

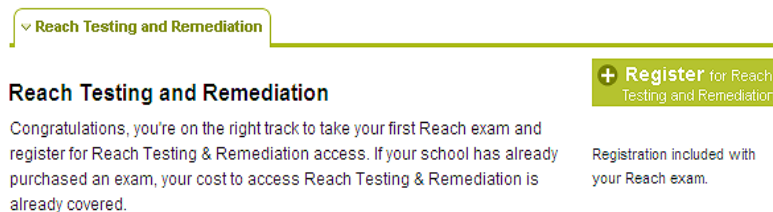
Evolve Username:

Evolve Password:

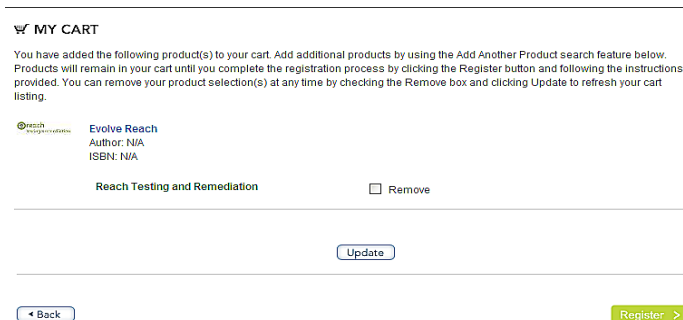
[I do not have an Evolve Username?](#)

[Not sure if you have an Evolve username? Forgot your password? Click here!](#)

- Click 'Register'.



- Click the green 'Register' button again.



- Create a password and 'Continue'.

NEW USER?
Register

Create Password: (at least 7 characters)

Verify Password:

Select Country:

- Fill in your information, accept the user agreement and 'Submit'.
- Your username and password will be confirmed in the upper left corner of the page.